

# Connecting Equity Requirements on Paper to Measurable Outcomes in Practice

Anne Brown, PhD | University of Oregon  
Hana Creger | The Greenlining Institute  
Amanda Howell | University of Oregon

TRB Conference on Advancing Transportation Equity  
Sept. 10, 2021



# Motivation



# Motivation



## Research Questions

1. What equity requirements are included in shared mobility programs and how often?
2. How do requirements vary by location and mode?
3. To what extent are programs evaluated and monitored to determine if requirements translate to more equitable outcomes in practice?

# Methods

- Policy scan, 272 cities (172 policies found)
- Case studies

# Findings

1

How prevalent & what types of equity requirements are currently in place?

2

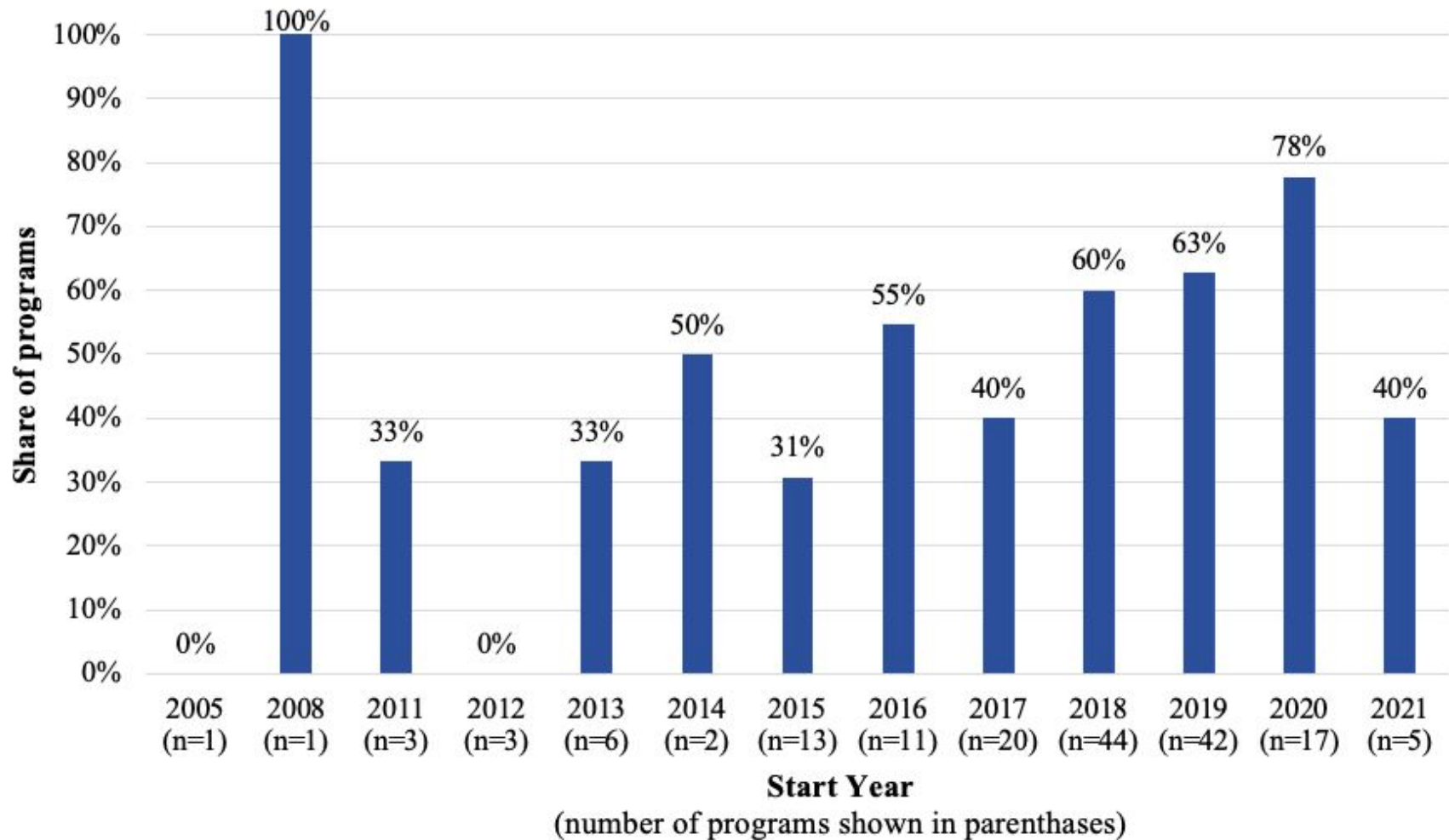
Why equity needs to be imbedded at each step in the process.

3

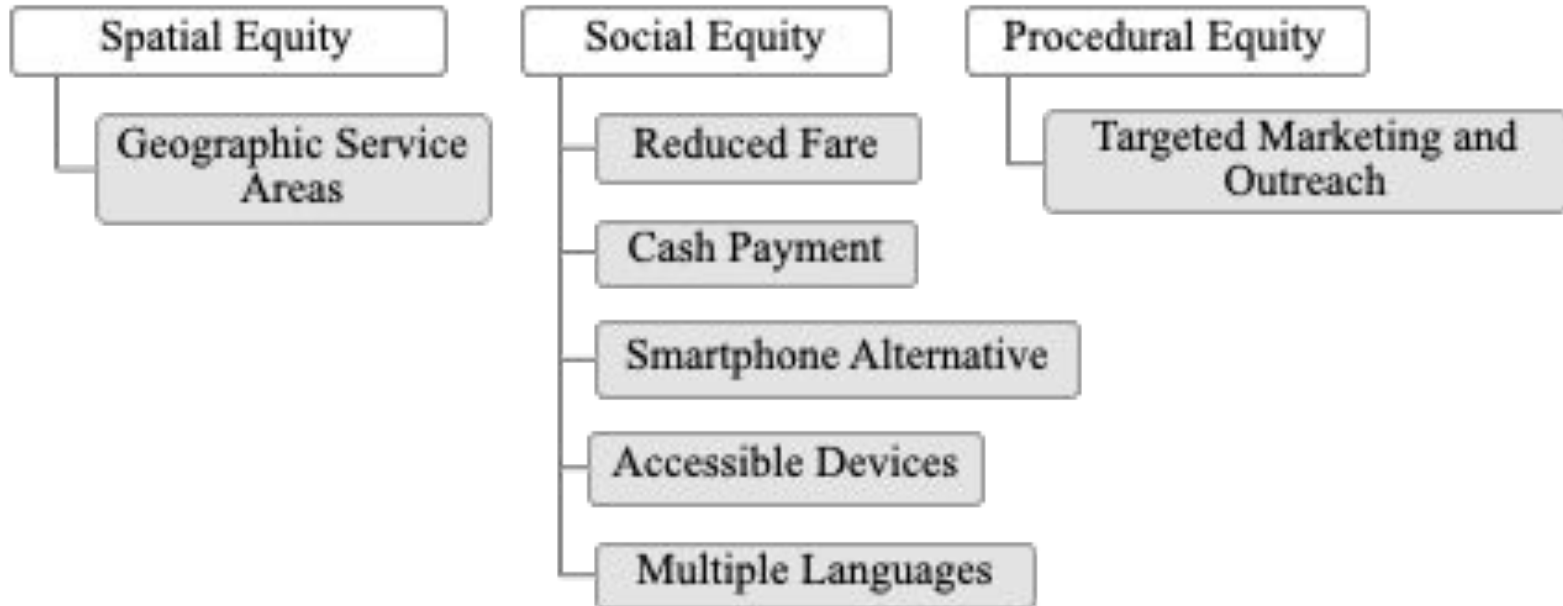
Evaluating shared mobility equity requirements in practice.

# Equity requirements in US bikeshare and shared e-scooter programs





# Requirements Across 3 Dimensions of Equity





	Overall	Bikeshare	Scooters
<b>At least one equity requirement</b>	54%	47%	62%

**Social Equity**

Reduced fare	31%	31%	31%
Accessible vehicles available	3%	2%	3%
Cash payment options	33%	31%	34%
Smartphone alternatives	33%	28%	37%
Multiple languages offered	17%	12%	22%

**Spatial Equity**

Geographic service requirement	20%	22%	17%
--------------------------------	-----	-----	-----

**Procedural Equity**

Targeted marketing or outreach	27%	19%	35%
--------------------------------	-----	-----	-----

# Making Equity Real in Mobility

1 Mission, Vision, Values

2 Process

3 Outcomes

4 Measurement & Analysis

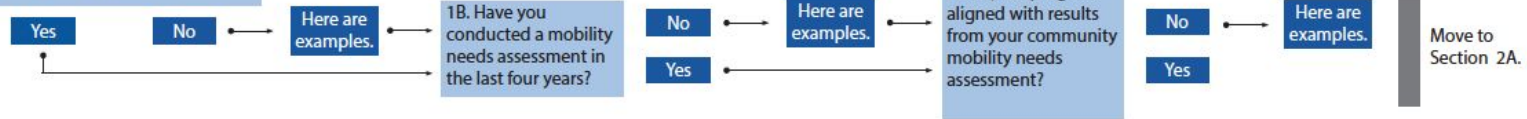
# Equity Evaluation Tool

We have created an evaluation tool to help practitioners identify where there may be disconnects between...

1. City and/or program goals
2. Program design
3. Evaluation metrics

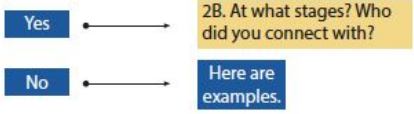
# 1 Equity Statement & Goals

**START HERE:**  
1A. Do you have an equity statement/goals for your program? For your department?



# 2 Community Outreach

2A. Have you conducted outreach specific to this program?

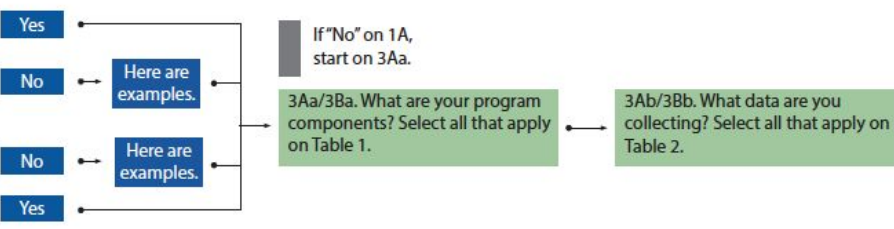


Move to Section 3A or 3Aa.

# 3 Program Design & Goal Alignment

3A. Have you identified specific groups in your equity program goals? (e.g., communities of color)

3B. Do you have environmental/economic equity goals?

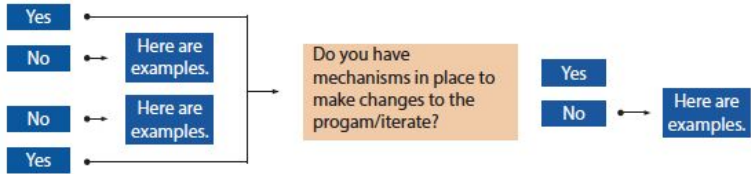


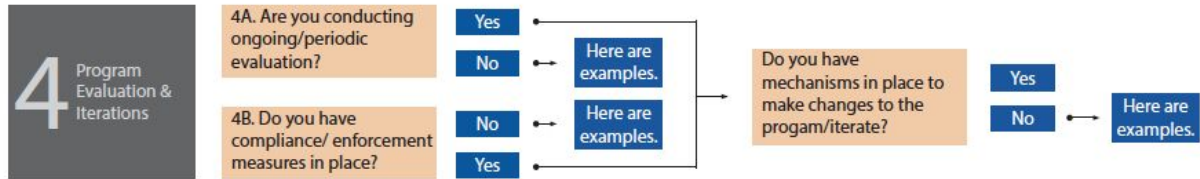
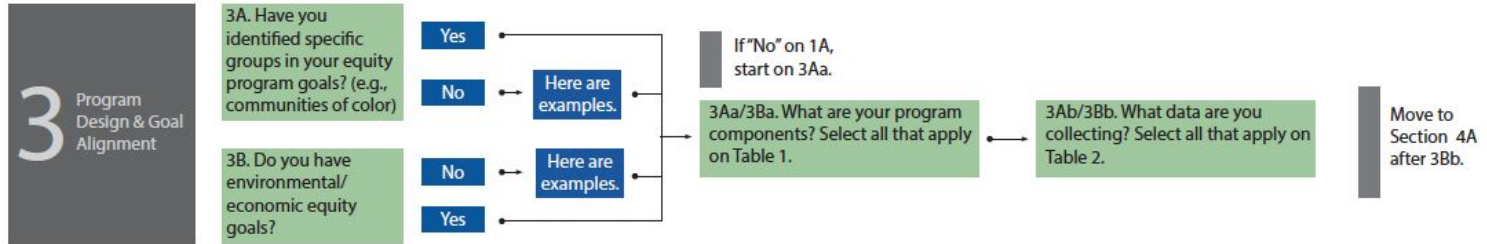
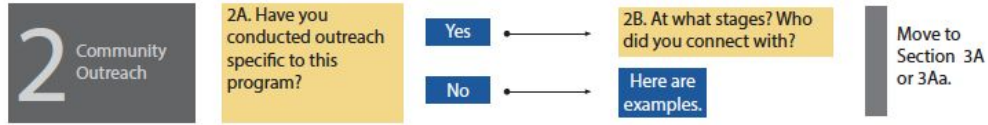
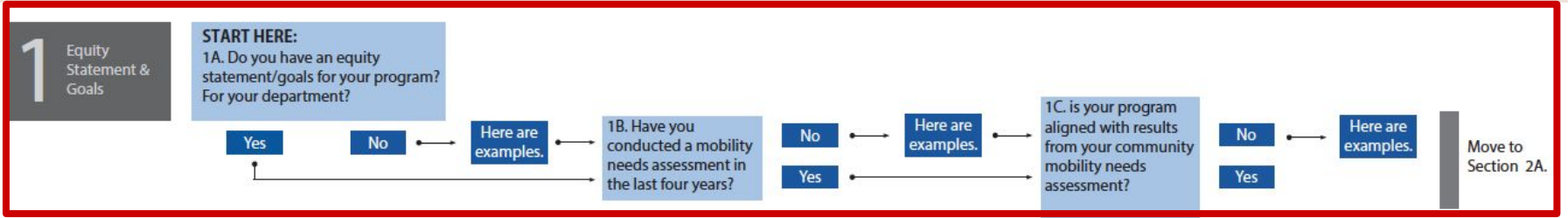
Move to Section 4A after 3Bb.

# 4 Program Evaluation & Iterations

4A. Are you conducting ongoing/periodic evaluation?

4B. Do you have compliance/ enforcement measures in place?





**Note: The online tool we are creating is much more user-friendly!**

# 1 Equity Statement & Goals

**START HERE:**  
1A. Do you have an equity statement/goals for your program? For your department?

Yes

No

Here are examples.

1B. Have you conducted a mobility needs assessment in the last four years?

No

Yes

Here are examples.

1C. Is your program aligned with results from your community mobility needs assessment?

No

Yes

Here are examples.

Move to Section 2A.

# 2 Community Outreach

2A. Have you conducted outreach specific to this program?

Yes

No

2B. At what stages? Who did you connect with?

Here are examples.

Move to Section 3A or 3Aa.

# 3 Program Design & Goal Alignment

3A. Have you identified specific groups in your equity program goals? (e.g., communities of color)

Yes

No

Here are examples.

3B. Do you have environmental/economic equity goals?

No

Yes

Here are examples.

If "No" on 1A, start on 3Aa.

3Aa/3Ba. What are your program components? Select all that apply on Table 1.

3Ab/3Bb. What data are you collecting? Select all that apply on Table 2.

Move to Section 4A after 3Bb.

# 4 Program Evaluation & Iterations

4A. Are you conducting ongoing/periodic evaluation?

Yes

No

Here are examples.

4B. Do you have compliance/enforcement measures in place?

No

Yes

Here are examples.

Do you have mechanisms in place to make changes to the program/iterate?

Yes

No

Here are examples.

**Note: The online tool we are creating is much more user-friendly!**

# 1 Equity Statement & Goals

**START HERE:**  
1A. Do you have an equity statement/goals for your program? For your department?

Yes

No

Here are examples.

1B. Have you conducted a mobility needs assessment in the last four years?

No

Yes

Here are examples.

1C. Is your program aligned with results from your community mobility needs assessment?

No

Yes

Here are examples.

Move to Section 2A.

# 2 Community Outreach

2A. Have you conducted outreach specific to this program?

Yes

No

2B. At what stages? Who did you connect with?

Here are examples.

Move to Section 3A or 3Aa.

# 3 Program Design & Goal Alignment

3A. Have you identified specific groups in your equity program goals? (e.g., communities of color)

Yes

No

Here are examples.

3B. Do you have environmental/economic equity goals?

No

Yes

Here are examples.

If "No" on 1A, start on 3Aa.

3Aa/3Ba. What are your program components? Select all that apply on Table 1.

3Ab/3Bb. What data are you collecting? Select all that apply on Table 2.

Move to Section 4A after 3Bb.

# 4 Program Evaluation & Iterations

4A. Are you conducting ongoing/periodic evaluation?

Yes

No

Here are examples.

4B. Do you have compliance/enforcement measures in place?

No

Yes

Here are examples.

Do you have mechanisms in place to make changes to the program/iterate?

Yes

No

Here are examples.

**Note: The online tool we are creating is much more user-friendly!**

# 1 Equity Statement & Goals

**START HERE:**  
1A. Do you have an equity statement/goals for your program? For your department?

Yes

No

Here are examples.

1B. Have you conducted a mobility needs assessment in the last four years?

No

Yes

Here are examples.

1C. Is your program aligned with results from your community mobility needs assessment?

No

Yes

Here are examples.

Move to Section 2A.

# 2 Community Outreach

2A. Have you conducted outreach specific to this program?

Yes

No

2B. At what stages? Who did you connect with?

Here are examples.

Move to Section 3A or 3Aa.

# 3 Program Design & Goal Alignment

3A. Have you identified specific groups in your equity program goals? (e.g., communities of color)

Yes

No

Here are examples.

3B. Do you have environmental/economic equity goals?

No

Yes

Here are examples.

If "No" on 1A, start on 3Aa.

3Aa/3Ba. What are your program components? Select all that apply on Table 1.

3Ab/3Bb. What data are you collecting? Select all that apply on Table 2.

Move to Section 4A after 3Bb.

# 4 Program Evaluation & Iterations

4A. Are you conducting ongoing/periodic evaluation?

Yes

No

Here are examples.

4B. Do you have compliance/enforcement measures in place?

No

Yes

Here are examples.

Do you have mechanisms in place to make changes to the program/iterate?

Yes

No

Here are examples.

**Note: The online tool we are creating is much more user-friendly!**



### Program Components

#### Goals

#### User-based

- BIPOC
  - Low-income
  - People with disabilities
  - Older adults
  - Youth
  - Limited English proficiency
  - Unhoused
- Opportunity-based
- Access to jobs
  - Job creation
  - Access to food
  - Access to healthcare
- Environmentally based
- Air quality

	Low-income or reduced fare	Multiple languages	Smartphone alternative	Geographic distribution	Accessible devices/options	ADA compliant websites/apps	Cash payment options	Partnerships with CBOs/advocates	Local hiring initiative	Electric fleets	Recycle parts
BIPOC	x			x				x			
Low-income	x		x	x			x				
People with disabilities	x		x		x	x		x			
Older adults	x		x		x	x					
Youth	x										
Limited English proficiency	x	x						x			
Unhoused	x		x				x	x			
Access to jobs				x	x	x		x			
Job creation									x		
Access to food				x				x			
Access to healthcare				x				x			
Air quality										x	x

### Program Components

#### Goals

	Low-income or reduced fare	Multiple languages	Smartphone alternative	Geographic distribution	Accessible devices/options	ADA compliant websites/apps	Cash payment options	Partnerships with CBOs/advocates	Local hiring initiative	Electric fleets	Recycle parts
<b>User-based</b>											
BIPOC	x			x				x			
Low-income	x		x	x			x				
People with disabilities	x		x		x	x		x			
Older adults	x		x		x	x					
Youth	x										
Limited English proficiency	x	x						x			
Unhoused	x		x				x	x			
<b>Opportunity-based</b>											
Access to jobs				x	x	x		x			
Job creation									x		
Access to food				x				x			
Access to healthcare				x				x			
<b>Environmentally based</b>											
Air quality										x	x

**Program Components**

**Goals**

	Low-income or reduced fare	Multiple languages	Smartphone alternative	Geographic distribution	Accessible devices/options	ADA compliant websites/apps	Cash payment options	Partnerships with CBOs/advocates	Local hiring initiative	Electric fleets	Recycle parts
<b>User-based</b>											
BIPOC	x			x				x			
Low-income	x		x	x			x				
People with disabilities	x		x		x	x		x			
Older adults	x		x		x	x					
Youth	x										
Limited English proficiency	x	x						x			
Unhoused	x		x				x	x			
<b>Opportunity-based</b>											
Access to jobs				x	x	x		x			
Job creation									x		
Access to food				x				x			
Access to healthcare				x				x			
<b>Environmentally based</b>											
Air quality										x	x

**Program Components**

**Goals**

	Low-income or reduced fare	Multiple languages	Smartphone alternative	Geographic distribution	Accessible devices/options	ADA compliant websites/apps	Cash payment options	Partnerships with CBOs/advocates	Local hiring initiative	Electric fleets	Recycle parts
User-based											
BIPOC	x			x				x			
Low-income	x		x	x			x				
People with disabilities	x		x		x	x		x			
Older adults	x		x		x	x					
Youth	x										
Limited English proficiency	x	x						x			
Unhoused	x		x				x	x			
Opportunity-based											
Access to jobs				x	x	x		x			
Job creation									x		
Access to food				x				x			
Access to healthcare				x				x			
Environmentally based											
Air quality										x	x

### Potential Evaluation Metrics

	# of trips by person by race/ ethnicity	# of trips by person by income	% of users on low-income plans	% of users by age/ income/ race/ ability vs. proportion of total population in each category	% of people using cash options	% of people using non-smartphone options	% of users by zip code vs proportion of total pop living in those zip codes	# of trips by person by disability status	# of users by primary language vs. total pop
<b>Goals</b>									
<b>User-Based</b>									
BIPOC	x			x			x		
Low-income		x	x	x	x	x	x		
People with disabilities				x				x	
Older adults				x		x	x		
Youth				x			x		
Limited English proficiency							x		x
Unhoused			x		x	x			
<b>Opportunity-Based</b>									
Access to jobs									
Job creation									
Access to food									
Access to healthcare									
<b>Environmentally based</b>									
Air quality									

Potential Evaluation Metrics (cont'd.)

	Trip purpose	Share of trips that start in historically underserved areas	Habitual vs. 1-time users by zip code vs. total population living in those zip codes	Aggregated O-D	Disaggregated O-D (by race, income, etc.)	Modal substitution	VMT	# of new local jobs created by companies	New hires by race, age, ability, etc.
<b>Goals</b>									
<b>User-Based</b>									
	BIPOC	x	x	x	x				x
	Low-income	x	x	x	x				
	People with disabilities		x	x	x				x
	Older adults	x	x	x	x				x
	Youth	x	x	x	x				x
	Limited English proficiency	x	x	x	x				
	Unhoused								
<b>Opportunity-Based</b>									
	Access to jobs	x	x	x	x				
	Job creation							x	x
	Access to food	x	x	x	x				
	Access to healthcare	x	x	x	x				
<b>Environmentally based</b>									
	Air quality					x	x		

# Next Steps

- 1 Online, searchable database of shared mobility requirements
- 2 Interactive, online evaluation tool

# Thank you

Anne Brown, PhD | University of Oregon  
Hana Creger | The Greenlining Institute  
Amanda Howell | University of Oregon

TRB Conference on Advancing  
Transportation Equity  
Sept. 10, 2021

## Stay up to date with project findings:

<https://bit.ly/mobility4people>

This project was funded by the National Institute for Transportation and Communities (NITC; grant number 1401) a U.S. DOT University Transportation Center.

Thank you to John Larson-Friend, who provided research assistance for this project.